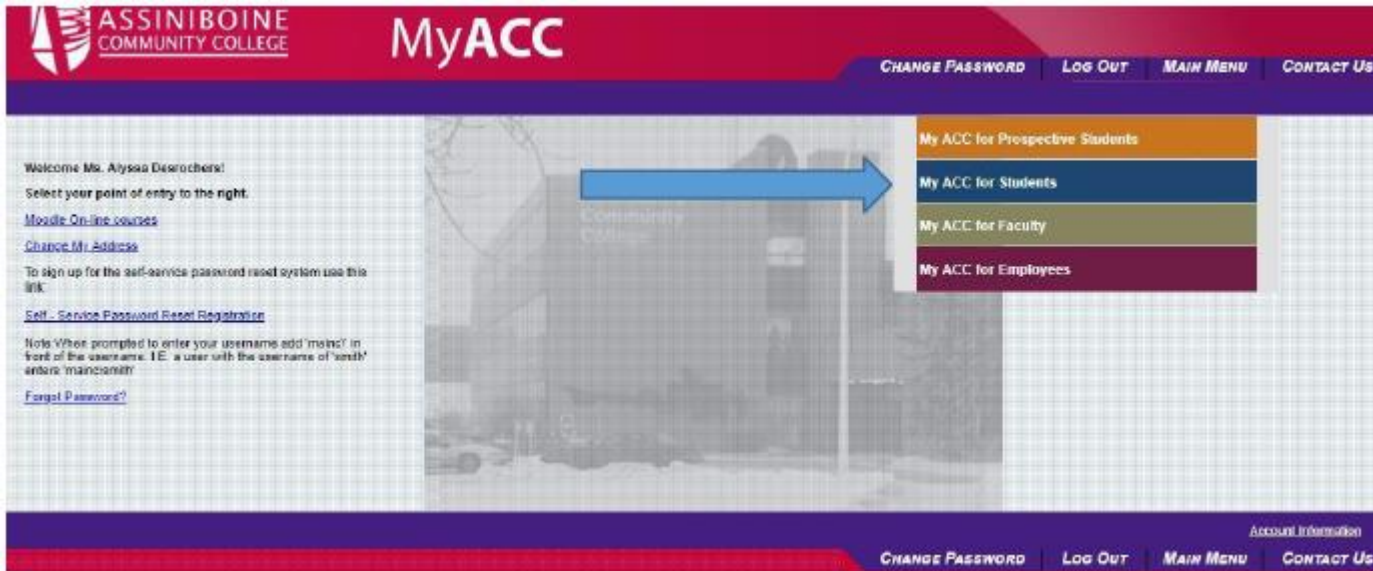
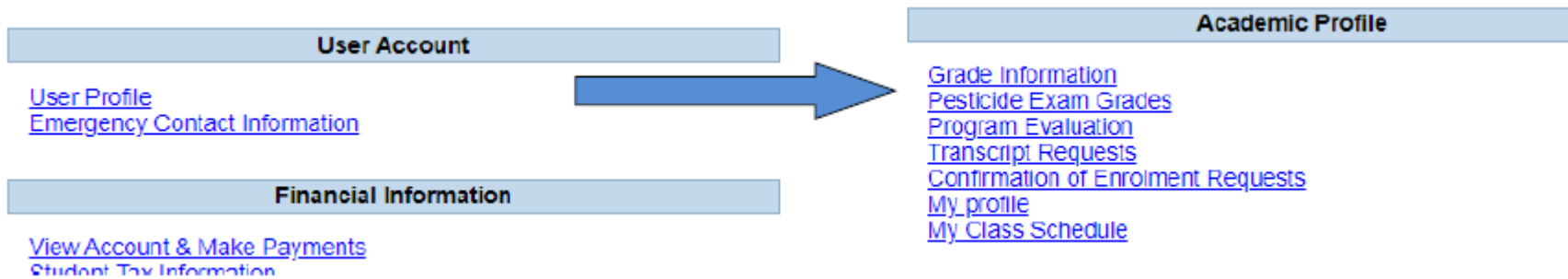


How to Access Your Final Grade Report (FGR) through My ACC and/or View Percentage Exam Grade


1. Open: <https://assiniboine.net/student-life/resources-students/myacc>
Log on using your ACC username and password
2. Click on My ACC for Students



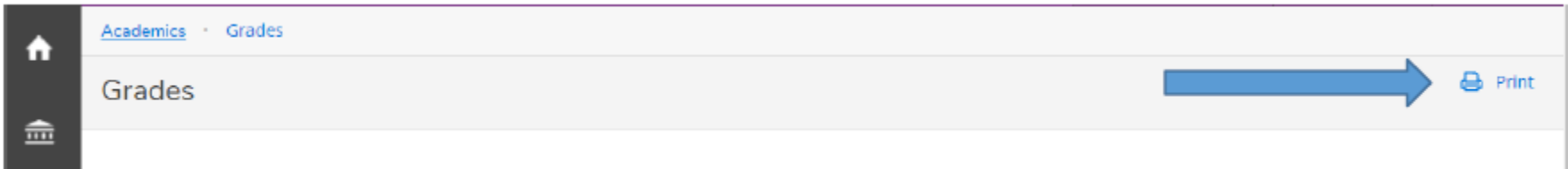
3. a) To print Final Grade Report (FGR) - Click on **Grade Information** and continue following steps 4 thru 8





4. Grades will be shown by term in drop down menu. Expand the term to see a “P” for Pass, or “NP” for No-Pass. WE means “withdrew early” and DNW means “did not write”

Spring 2004 (2004-05-01-2004-06-30) 				
Course Section	Title	Credits	Final Grade	Midterms
				1
PEST-0101-05AGB 2004-06-25 - 2004-06-25	Pesticide Core CB	1	P	

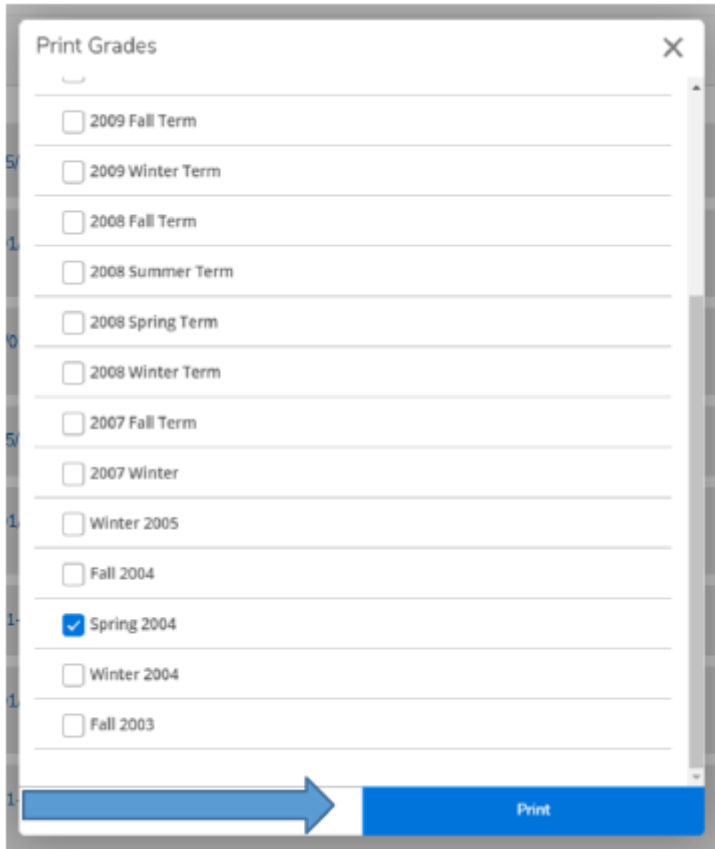
5. Select the Print button found at the top right



Academics · Grades

Grades   Print

6. Select the terms you want to view followed by Print:



The image shows a 'Print Grades' dialog box with a list of terms and a 'Print' button. A blue arrow points to the 'Print' button.

Term	Selected
2009 Fall Term	<input type="checkbox"/>
2009 Winter Term	<input type="checkbox"/>
2008 Fall Term	<input type="checkbox"/>
2008 Summer Term	<input type="checkbox"/>
2008 Spring Term	<input type="checkbox"/>
2008 Winter Term	<input type="checkbox"/>
2007 Fall Term	<input type="checkbox"/>
2007 Winter	<input type="checkbox"/>
Winter 2005	<input type="checkbox"/>
Fall 2004	<input type="checkbox"/>
Spring 2004	<input checked="" type="checkbox"/>
Winter 2004	<input type="checkbox"/>
Fall 2003	<input type="checkbox"/>

Print

7. Your Final Grade Report will open in a new window for printing.




Student Name:	Program(s):	Pesticide Dispenser/Applicator		
Student ID:				
Spring 2004 (2004-05-01-2004-06-30)				
Course Section	Title	Credits	Final Grade	Midterms
				1
PEST-0101-05AGR 2004-06-25 - 2004-06-25	Pesticide Core CB	1	P	

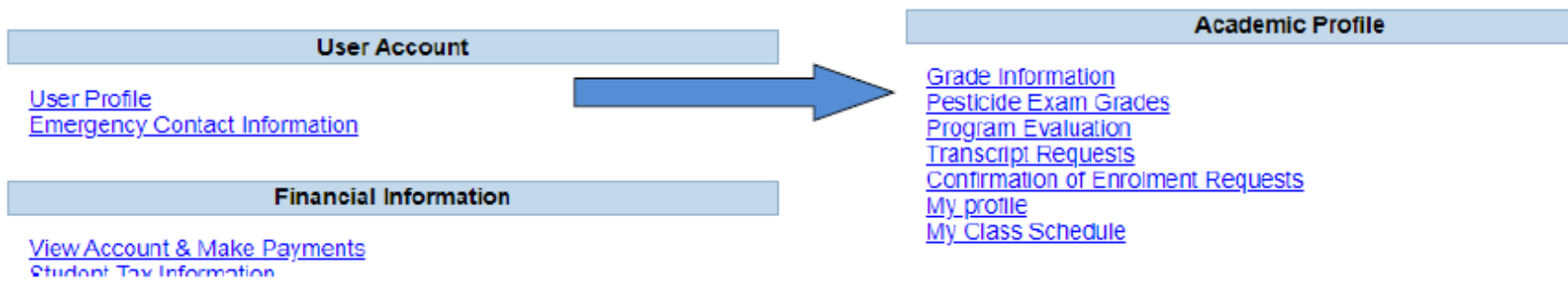
8. The final grade report must be submitted to Manitoba Agriculture along with a licence application. Licence applications can be found on Manitoba Agriculture's website: <https://www.gov.mb.ca/agriculture/permits-and-licences/index.html>

To view percentage exam grade(s) while still logged into your account,
follow steps 9 thru 11:

9. Remain logged in to your My ACC account, at the top of your browser window click on the tab My ACC for Students




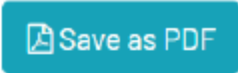
10. Click on Pesticide Exam Grades



11. You will see your student ID and student name auto-filled and below that any terms that include courses and your percentage grade for those exams.

You can save the PDF for your personal records. Please note this is not a final grade report and is not accepted by Manitoba Agriculture.

 **My Pesticide Exam Grades**
Check your Pesticide Exam Grades.



This is not a final grade report and is **not** acceptable for licensing purposes.

Student ID:
Student Name:

2019-20 Winter Term (2020-01-01 to 2020-04-30)

Course Section	Title	Credits	Final Grade	Final Grade %
PEST-0101-03PCB 2020-02-19 to 2020-02-19	Pesticide Core CB	1CEUs	P	83
PEST-0140-03PCB 2020-02-19 to 2020-02-19	Pesticide Landscape/Golf	1CEUs	P	92